

Ruler RS12

In this document you will find information about:

- Description
- Placement
- Maintenance
- Connection
- Options
- Dynamic Damping Control™
- Recommendation
- Technical specifications

Description

The RS12 is a passive subwoofer with one high-excursion 12" transducer mounted in a horn-loaded enclosure.

The enclosure cabinet is constructed of 15mm birch plywood with a protecture finish.

The front of the housing is protected by a coated steel grille and an acoustically transparent cloth.

Placement

RAL colors allow it to blend into any architecture. The RL24 low and RS12 sub provide a stable podium base for the R56 linear line source. The R56 can be stacked as a standalone system or secured onto one of the RL24 or RS12 extensions.

Maintenance

Maintenance on the RS12, especially on the drivers and filters is best left to official Stage Accompany service personnel.

However, cleaning of the cabinet can easily be done by yourself with a damp lint-free cloth.

Connection

The RS12 has two 4-pole Speakon connectors, and one screw-terminal connector for connecting separate wires.

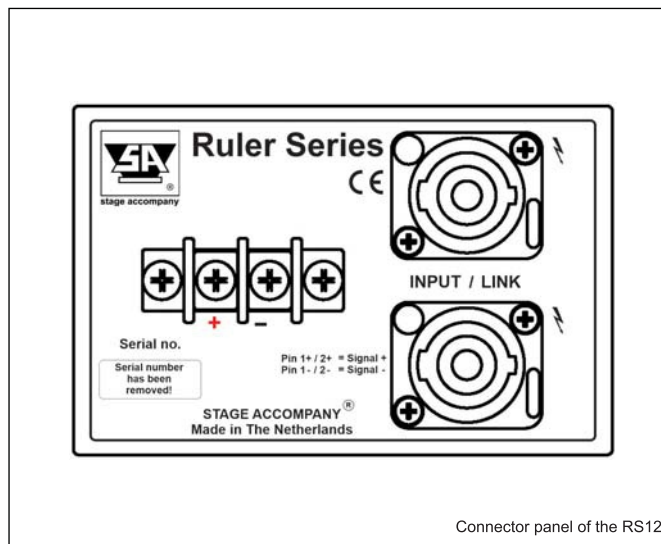
(Caution: When linking, make sure nominal impedance stays within amplifier specification!).

When using the screw-terminal, be aware of the right polarity (see connector panel)

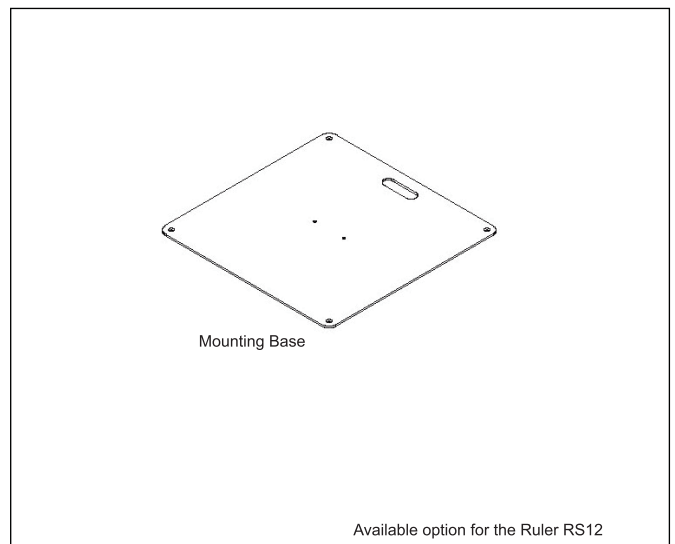
Options

The RS12 is standard finished in Black Protecture, but is also available in any possible RAL color (Multi Color Option™).

Available mounting option : mounting base.



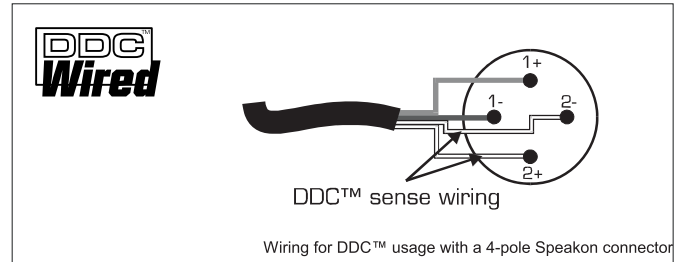
Connector panel of the RS12



Available option for the Ruler RS12

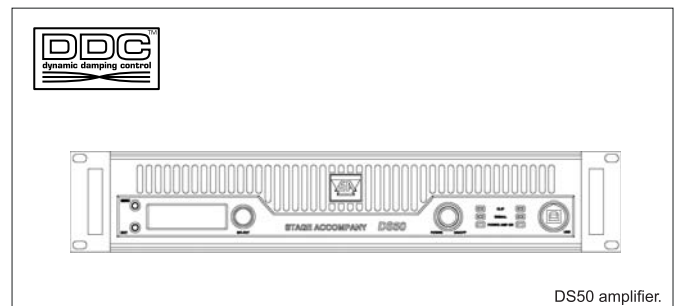
Dynamic Damping Control (DDC™)

For absolute top quality sound reproduction, the RS12 is pre wired for Dynamic Damping control. The DDC system is based on 2 wires (incorporated in the 4 pole Speakon connector and speaker cable) that return from the speakers to the (SA) amplifier. Through these "sense wires" the amplifier measures the signal on the speakers themselves and can compensate the speaker, cable and connector resistance, and thus ensures maximum control over the speaker cone movement.



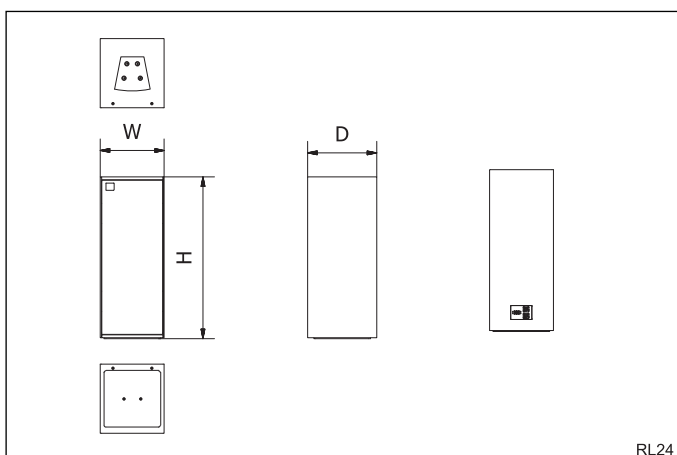
Recommendation

To use the RS12 we recommend the DS Series power amplifier. This amplifier is standard equipped with DDC™, resulting in a virtually infinite amplifier damping factor at the speaker terminals. To use the DDC™ system with an DS Series amplifier, use SA 4-pole LW Speakon cable. By using a DS series amplifier, dedicated DSP presets can be selected for optimum use of the RS12. This in combination with the R56 and RL24 cabinet.



Technical specifications

Frequency response	: 27 Hz - 100 Hz (- 10dB)
Drivers	: 1 x SA1212N 12" neodym LF driver
Nominal impedance	: 8 Ohm
Sensitivity @ 1W/1m	: 93 dB
Max. RMS power	: 1000 W
Max. Peak power	: 2000 W
SPL program/peak	: 123 dB/126 dB
Color	: SA Black, other colors on request
Front	: Expanded metal grille + acoustic transparent cloth
Connectors	: 2 x 4-pole Speakon (DDC wired), 1 x screw terminal
Physical dimensions (h x w x d)	: 858 x 340 x 367 mm (33.8 x 13.43 x 14.5 in.)
Weight	: 30,0 kg (66.0 lb)



Stage Accompany
Haven 28
2984 BR Ridderkerk
The Netherlands
Phone: +31 (0)180 426225
Email: info@stageaccompany.com
WWW.StageAccompany.com

© Copyright 2021 Stage Accompany

The information in this document is continually being developed. Whilst every effort has been made to make it as accurate as possible, no warranty of accuracy is made or implied by the makers. Stage Accompany shall have neither liability, nor responsibility to any person or entity with respect to loss or damages in connection with or arising from the information contained in this document.

That's How Music Should Sound!